

# *The Fraport Group*

Last updated: November 2022





# Agenda



- 1 *Our Mission Statement*

---
- 2 *Fraport at a Glance*

---
- 3 *Responsible Corporate Management*

---
- 4 *Frankfurt Airport: How We Work*

---
- 5 *Recent Developments at Frankfurt Airport*

---

## *Our Slogan: Gute Reise! We make it happen*

The new Fraport mission statement was introduced in late 2015 to communicate a clear paradigm shift: from infrastructure operator to airport services provider. Our hardworking employees, facilities, and processes combine to ensure that our customers have a good trip.





## **Fraport: from Frankfurt to the World.**

We set standards worldwide as Europe's best airport operator.



# Our Tasks



- We successfully operate airports worldwide and provide appropriate services for our customers.
- We meet the prerequisites for international connectivity, economic growth, and prosperity.

---

Our aims are to:

---

1

Meet the mobility needs of the economy and society.

2

Give our partners a platform for their own business models.

3

Be an economic engine and drive job creation in the regions around our airports.

4

Be an attractive employer and responsible partner.

# Our Goals in Implementing Our Vision



We are Europe's best airport operator and set standards worldwide.



# Our Mission Statement at a Glance



## Our Vision

*Fraport: from Frankfurt to the world*

We are Europe's best airport operator and set standards worldwide.



## Our Values

- Trust
- Competence
- Reliability
- Openness
- Courage
- Commitment

## Our Tasks

We successfully operate airports worldwide for our customers while providing appropriate services. We meet the prerequisites for international connectivity, economic growth, and prosperity.

We are dedicated to:

- **meeting the mobility needs** of the economy and society,
- offering our partners a platform for their business models,
- **being an economic engine and drive job creation** in the corresponding regions, and
- being an **attractive and responsible employer**.

## Our Commitments

**To grow in Frankfurt and internationally.**

To be a **service-oriented airport operator** whose processes are geared to our customers.

To **act while keeping our entire enterprise in view**. By optimally collaborating within the Fraport Group, we remain competitive and do business successfully.

To be a **learning organization** and adapt to market conditions.

To treat one other, our partners, and our neighbors **with fairness and respect**.





## 2 *Fraport at a Glance*

# Our Milestones



**1924**

Establishment of  
Südwestdeutsche  
Luftverkehrs AG  
Frankfurt am Main

**1949**

Construction of a  
second runway begins  
with support from the  
U.S.A.

**1984**

Runway 18 West  
(for aircraft  
takeoffs) opens.

**2001**

IPO and renaming  
of the company as  
"Fraport AG  
Frankfurt Airport  
Services Worldwide"

**2019**

Foundation stone laid for  
Terminal 3

**1936**

Inauguration of the Rhine-Main  
Aircraft and Airship Port at the  
premises of today's Frankfurt  
Airport

**1972**

Inauguration of  
Terminal 1

**2011**

The Northwest Runway  
(for aircraft landings)  
begins operating.

**1994**

Terminal 2 and the Sky Line  
people mover begin operating.

**2020**

The Covid-19  
pandemic causes the  
largest-ever crisis in  
the aviation industry

# Executive Board



**Dr. Stefan Schulte**

Chair

Dr. Stefan Schulte has responsibility for the Group's International Activities & Services business segment.



**Anke Giesen**

Retail & Real Estate

A member of the Executive Board since 2013, Anke Giesen serves as Fraport AG's Executive Director for Retail and Real Estate.



**Julia Kranenberg**

Labor Relations

Julia Kranenberg has belonged to the Executive Board since November 2022, serving as the Executive Director for Labor Relations.



**Dr. Pierre D. Prümm**

Aviation & Infrastructure

Pierre Dominique Prümm joined the Executive Board in 2019 as the Executive Director for Aviation and Infrastructure.



**Dr. Matthias Zieschang**

Controlling & Finance

Matthias Zieschang has been responsible for Management Accounting (Controlling) and Finance on the Fraport AG Executive Board since 2007.



# Company Profile\*



## Operating result

*Revenues* adjusted for IFRIC 12

**€1.902** billion

*Consolidated group earnings*

**€91.8** million

*EBITDA* including special effects

**€757** million

## Facts & figures

*Number of locations*

**31**

*Subsidiaries and investments*

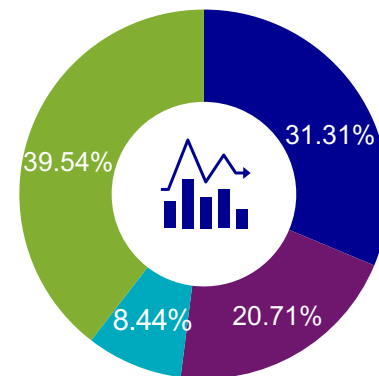
**37**

*Employees (group)*

Average/FY 2021

**18,419**

## Shareholder breakdown



As of February 2022

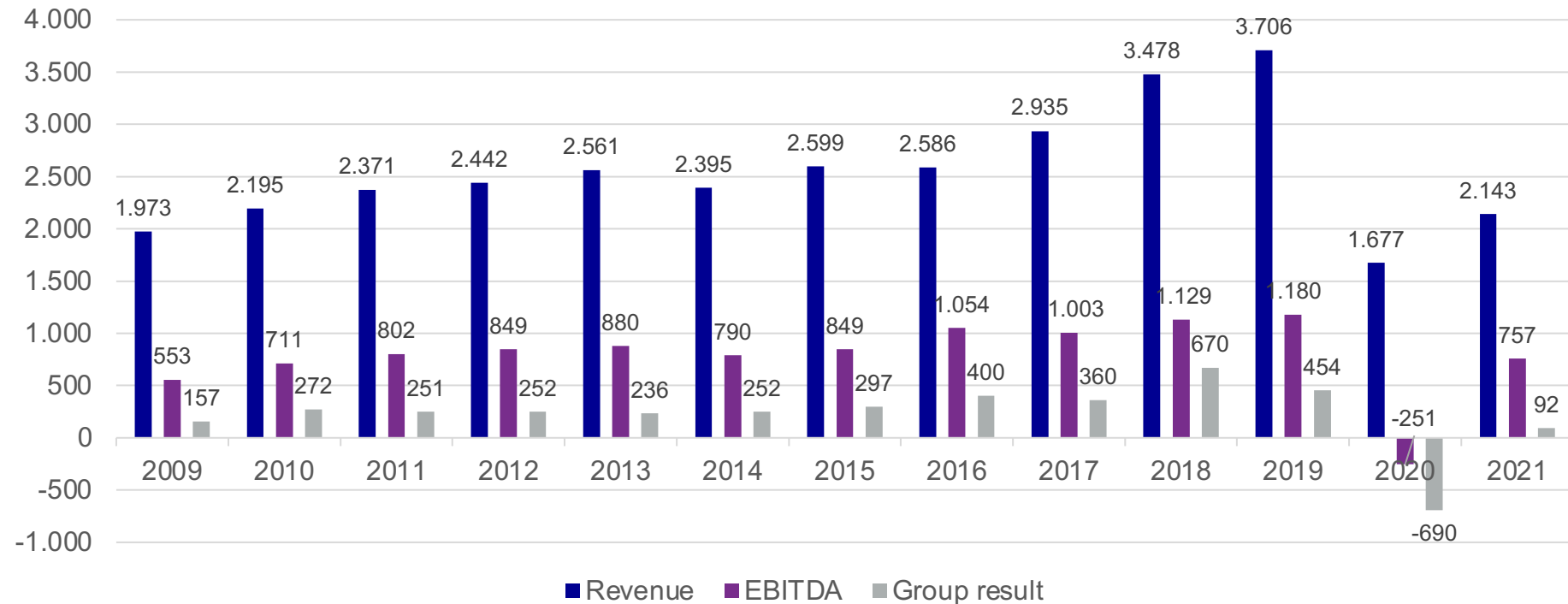
■ State of Hesse  
■ Unknown

■ Stadtwerke Frankfurt am Main Holding GmbH  
■ Deutsche Lufthansa AG

# Our Business Figures\*: Positive Trend Until the Covid-19 Pandemic



Millions of €



# Shares of Total Sales of Our Four Core Business Areas



*Significant growth in our international business*



## 27%

588 million euros

**Aviation**



## 18%

386 million euros

**Ground handling**



## 15%

319 million euros

**Retail and real estate**

## 40%

850 million euros

**International activities and services**



# Expertise in Demand Worldwide



## Europe



## North America



## South America



## Asia



### 19 locations

Frankfurt  
Greek Airports (14)  
Ljubljana  
Burgas  
Varna  
St. Petersburg\*

### 6 locations

Baltimore  
Cleveland  
Nashville  
Newark  
New York (JFK)  
Pittsburgh

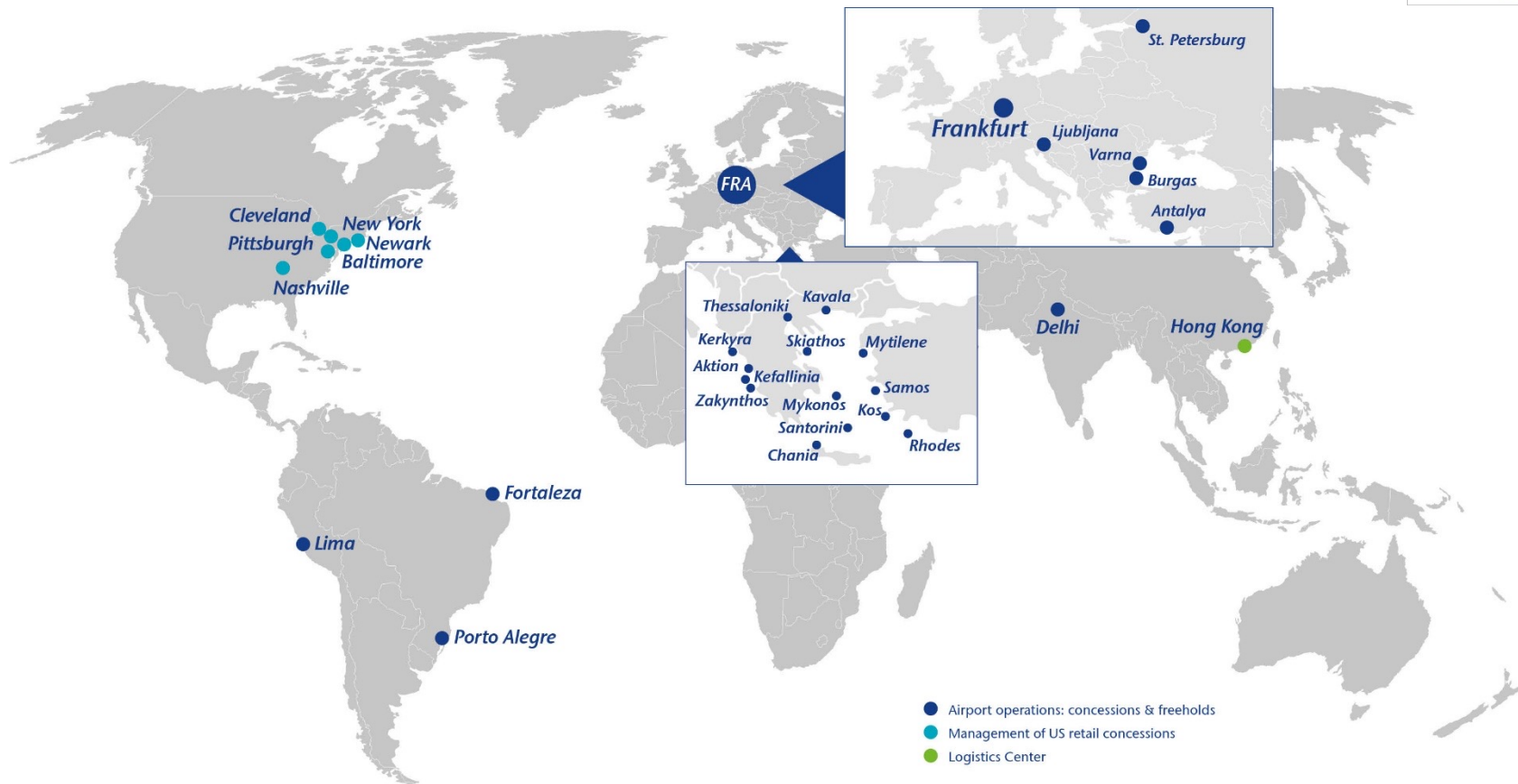
### 3 locations

Fortaleza  
Lima  
Porto Alegre

### 2 locations

Antalya  
Delhi

# Expertise in Demand Worldwide



# Development of Group Traffic in 2021



Fully consolidated airports	Fraport share %	Passengers			Cargo*			Movements		
		Year to date	2021 Δ %	2019 Δ %	Year to date	2021 Δ %	2019 Δ %	Year to date	2021 Δ %	2019 Δ %
Frankfurt (FRA)	100.00	24,812,849	32.2	-64.8	2,274,969	18.8	8.8	261,927	23.4	-49.0
Ljubljana (LJU)	100.00	421,934	46.4	-75.5	11,401	8.0	0.3	17,461	34.5	-44.5
Fraport Brasil	100.00	8,814,353	31.2	-43.2	63,062	22.4	-26.3	90,621	28.0	-34.0
Lima (LIM)	80.01	10,819,010	53.6	-54.2	219,203	15.1	-19.2	102,005	39.2	-48.4
Fraport Greece A+B	73.40	17,428,536	100.0	-42.2	5,630	5.6	-25.9	183,218	81.4	-25.4
Fraport Twin Star	60.00	1,964,896	87.8	-60.5	4,703	19.6	-3.4	17,534	60.0	-50.5
Consolidated at equity	Fraport share %									
		Year to date	2021 Δ %	2019 Δ %	Year to date	2021 Δ %	2019 Δ %	Year to date	2021 Δ %	2019 Δ %
Antalya (AYT)	51.00	21,919,453	100.0	-38.2	n/a	n/a	n/a	133,800	100.0	-35.2
St. Petersburg (LED)	25.00	18,034,415	64.8	-7.9	0	0	0	153,539	46.2	-8.9

<sup>1</sup> ACI definitions:  
 Passengers: commercial traffic only (arr+dep+transit counted once), Cargo: commercial and noncommercial traffic (arr+dep excluding transit, in metric tonnes), Movements: commercial and noncommercial traffic (arr+dep)  
 Preliminary figures

\*Freight and mail



3

## *Responsible Corporate Management*



# Clearly Defined Climate Protection Goals



As the largest German airport operator, we want to achieve **zero carbon emissions Group-wide at all majority-owned sites** by 2045. We are now meeting the prerequisites

The **Group** as a whole will reduce **its carbon dioxide emissions to 120,000 metric tons by 2030**. The airport operator intends to lower CO<sub>2</sub> emissions at its **Frankfurt Airport home-base to 75,000 metric tons annually by 2030**.





# Meeting Our Responsibility to the Environment



Harvesting wind energy and generating electricity for our own use with photovoltaics and solar thermal systems



Expansion of our fleet of electric vehicles used on the apron and our car pool



New HVAC systems in the terminals with optimized processes



Switch to energy-saving lighting on the apron and airfield and in the terminals and parking facilities



# *A Fair Neighbor: Striving to Reduce Noise*



Measures to reduce aircraft noise:

1. Airport fees tied to noise production
2. Active noise reduction on the ground
3. Passive noise mitigation

# Diversity at Fraport



Employees from

## 88 countries



## 45.5 years

Average age across the Fraport Group

## 5.9%

Severely disabled persons



## 21.7 years

Average time worked at Fraport



## 24%

Employees with an immigrant background working at FRA

*The region gives us a great deal –  
and we also give a lot back*



Sponsoring of professional sports



Regional sponsoring



Sponsoring of education and culture



Donations



4

## *Frankfurt Airport: How We Work*





# How We Excel at Frankfurt Airport



Large catchment area




Outstanding connectivity



Highly intermodal transportation



Popular transfer hub



Full range of first-rate services



No. 1 in Germany (passengers & cargo)

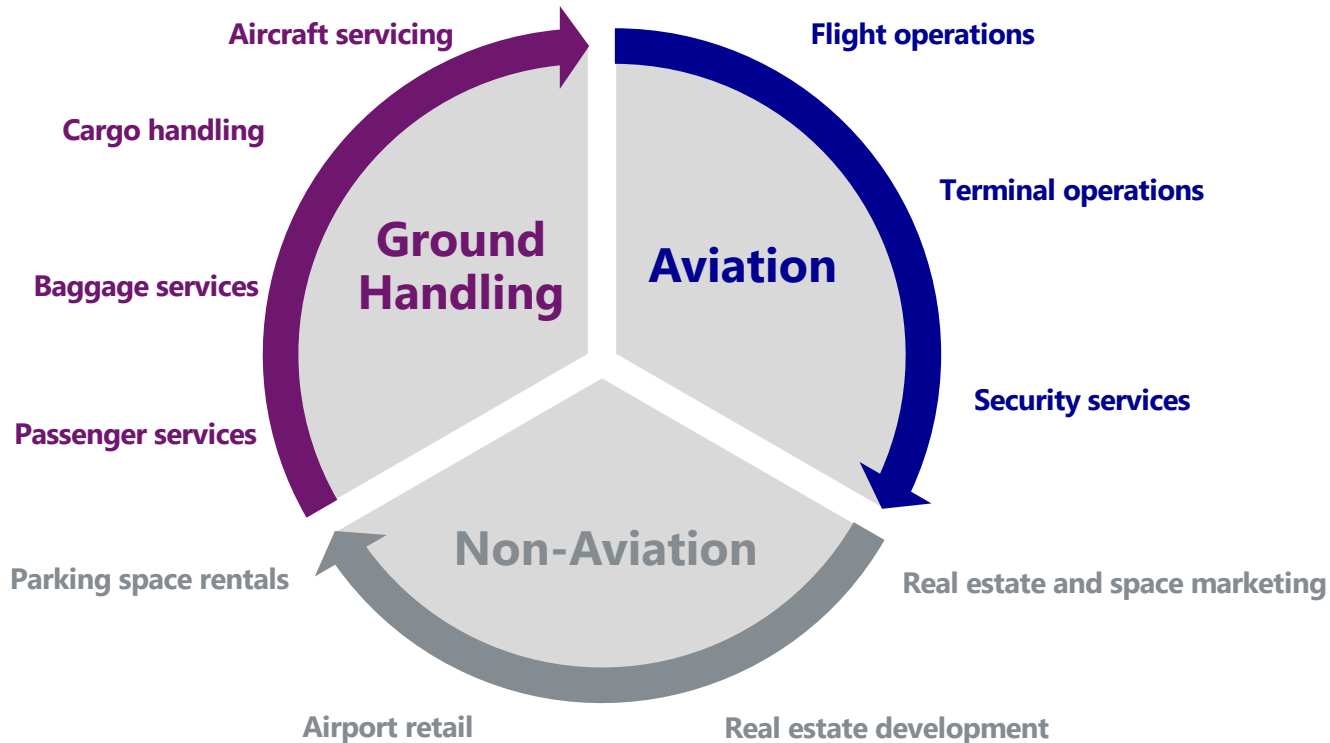
# *FRA Germany's Largest Single Place of Employment*



*81,000 employees\**



# Seamlessly Meshing Processes at FRA



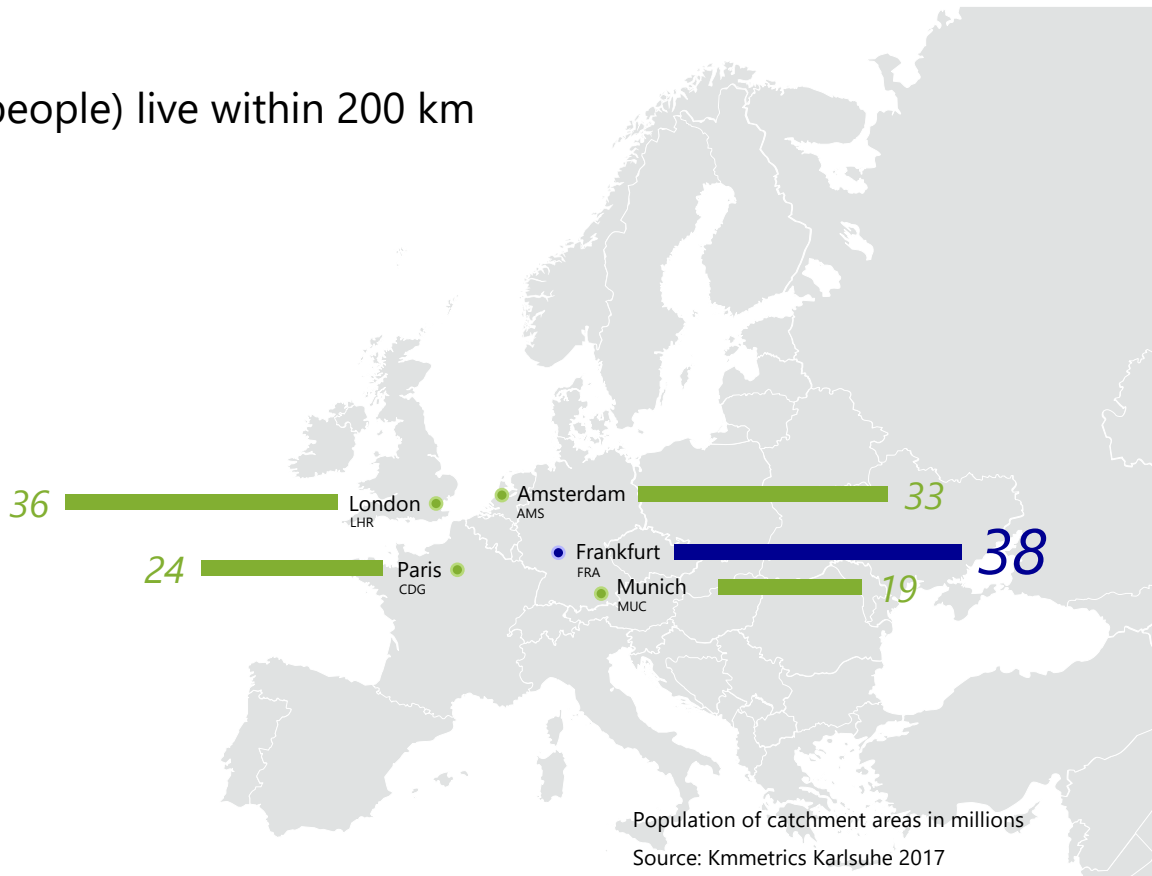
# FRA: European Airport with the Largest Catchment Area



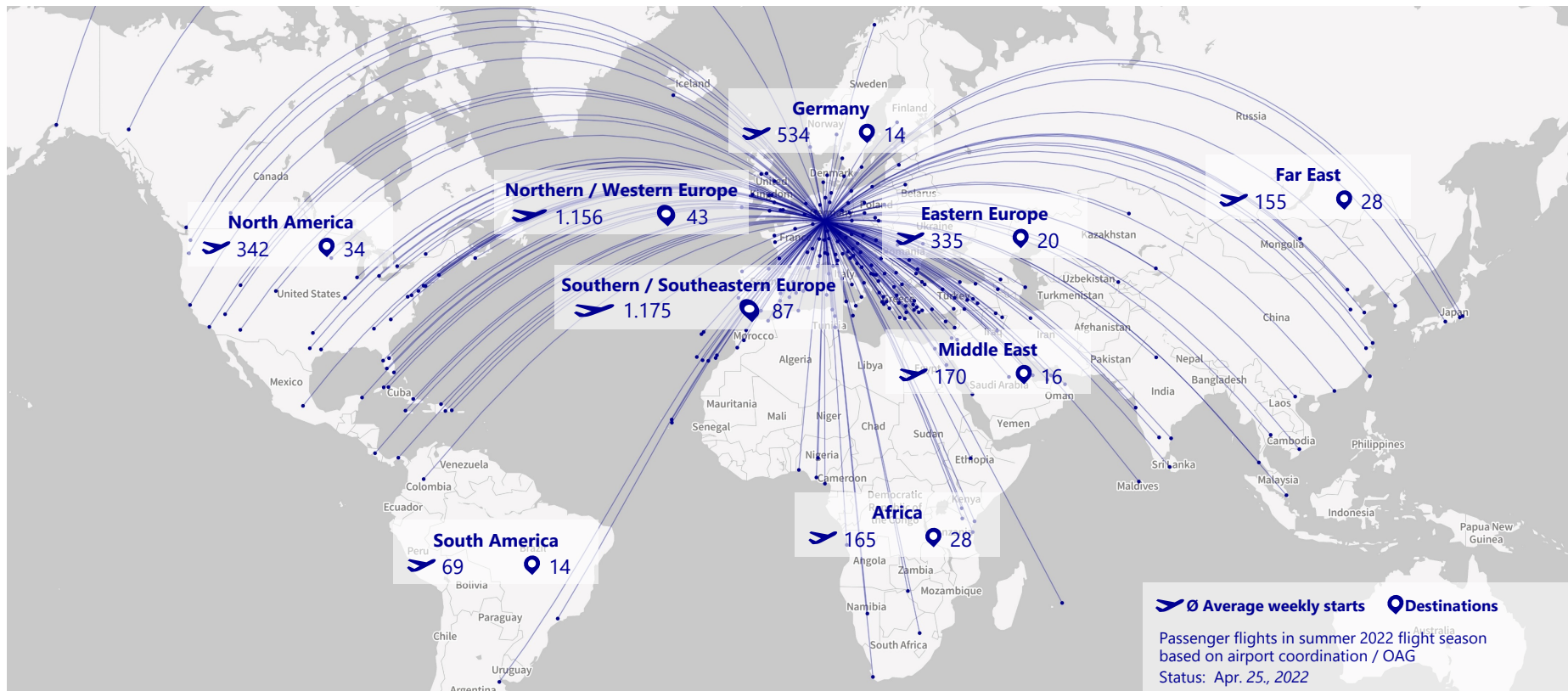
46%

of Germany's population (38 million people) live within 200 km of Frankfurt Airport.\*

\*Source: Federal Statistical Office 2022

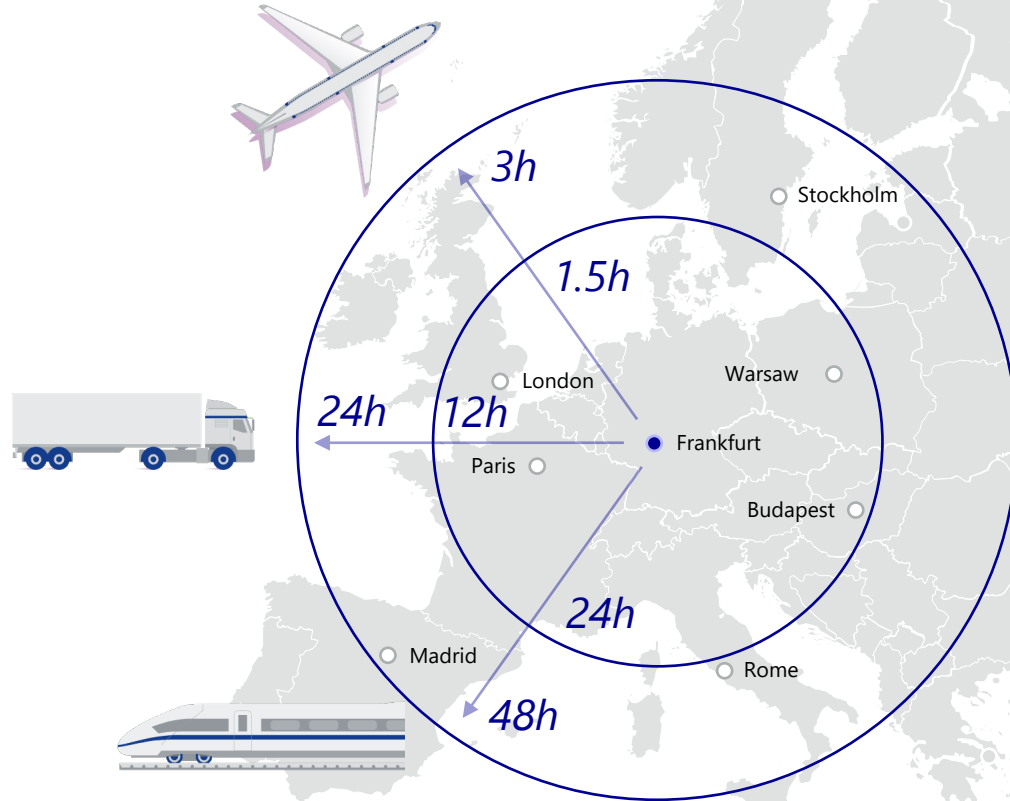


# 81 Airlines Serve 285 Destinations in 91 Countries from Frankfurt\*





# A High-Performing Intermodal Hub at Europe's Heart



# CargoCity Frankfurt: Ideal All-Round Solutions for All Logistical Needs



## *International airfreight hub*

The CargoCity is at the center of a globe-spanning distribution network of internationally operating logistics companies.



## *Optimally networked by air, rail, and road*

More than 130 passenger and cargo airlines link Frankfurt with about 285 destinations in 91 countries.\* This gives us Europe's best "total hub connectivity" (ACI 2021).



## *Increasing digitalization of cargo processes*


The "FRA-OS" digital data exchange platform networks partners across the logistical chain. The automatic "Click-2-Drive" license plate detection system enables contactless access to CargoCity South.



# The Airport City: Unique Shopping Experiences and a Feel-Good Ambiance



A wide variety of shops



The "fascination of flight": an overarching theme



Doing business at Frankfurt Airport



Feeling good at FRA

# A Typical Day at Frankfurt Airport



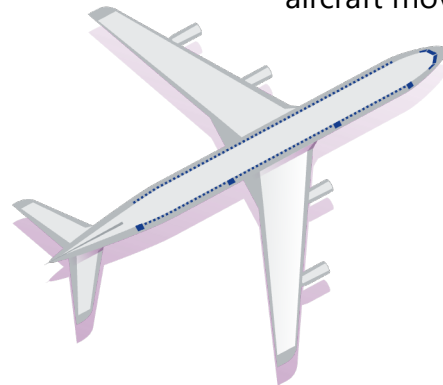
67,986

passengers\*



718

aircraft movements\*



8,900

metric tons of airfreight\*



150

long-distance trains



260

suburban and regional trains\*



32,700

pieces of outgoing baggage\*

# FRA: Among Europe's Leading Airports in Terms of Passenger Traffic



Rank	2021	2019	Airport	Passengers in 2021 (millions)
↑	1.	5.	Istanbul (IST)	37.2
↑	2.	8.	Moscow-Sheremetyevo (SVO)	30.6
↓	3.	2.	Paris-Charles de Gaulle (CDG)	26.2
↓	4.	3.	Amsterdam-Schipol (AMS)	25.5
↑	5.	24.	Moscow-Domodedovo (DME)	25.1
↓	6.	4.	Frankfurt (FRA)	24.8
↓	7.	6.	Madrid-Barajas (MAD)	24.1
↓	8.	1.	London-Heathrow (LHR)	19.4
↓	9.	7.	Barcelona-El Prat (BCN)	18.9
↑	10.	> 30.	Sankt Petersburg (LED)	18.0



Source: ACI World, preliminary figures



# Europe's Leading Cargo Hub



A record year for FRA: with **2.32 million metric tons of cargo**, the cargo business in 2021 was stronger than ever before in our airport's history. It gave us the **largest cargo volume in Europe**.








5

## *Recent Developments at Frankfurt Airport*



# *A New Passenger Terminal (Terminal 3) Taking Shape in the Airport's South*

2022



2026





# *To the North: the Mönchhof Logistics Park and Gateway Gardens*



Mönchhof Logistics Park



Gateway Gardens

***Gute Reise!  
We make it happen***

